




Openers



With an extensive selection of automatic garage door openers within our B&D range, we have a model to suit a variety of residential applications.

Strong motors, contemporary designs and a commitment to providing our customers with quality convenience products means that B&D is the Number 1 choice for garage door openers across Australia.

ULTIMATE CONVENIENCE
SECTIONAL & ROLLING DOOR OPENERS
TRI-TRAN™ MULTI-FREQUENCY
OPTIONAL ACCESSORIES



Doors & Openers®

THERE'S SO MUCH MORE BEHIND A B&D DOOR



Call **13 62 63** or visit www.bnd.com.au for further information.



IMPROVE YOUR
LIFESTYLE,
WITH ADDED
CONVENIENCE
FROM A B&D
CONTROLL-A-DOOR®

CONVENIENCE

You will really appreciate an automatic garage door opener on those cold, dark or rainy days. With just the push of a button on your transmitter you will be able to drive straight into your garage or carport.

COMFORT

You can enter and exit your garage or carport from the comfort of your car without struggling with heavy doors.

SAFETY

In and out of the car at night, parking on steep drives and entering dark garages are all things of the past with a B&D automatic garage door opener.

SECURITY

B&D Controll-A-Door® openers lock every time they close. With ease of garage entry you also use the garage more.

VALUE

Our openers represent excellent value for money and will add value to your lifestyle and your home.

PEACE OF MIND

With an extensive national network of B&D approved and Accredited Dealers, you can be sure your opener will be installed and serviced correctly.

WARRANTY

All Controll-A-Door openers feature a full 5 year/10,000 cycle, on site warranty on the opener, including labour to repair. B&D Firmamatic openers feature a 2 year, parts and labour warranty. Opener must be installed by an approved B&D dealer. 12 month warranty on transmitters. LED's and batteries excluded.



Tri-Tran™ Multi Frequency

B&D's Tri-Tran multi frequency technology, means your opener will never have interference from household wireless products including baby monitors, door bells and some in home and in car wireless entertainment systems or other electronic devices. So when you want your garage door to open, it will.

Most current garage door openers operate on a single 433MHz frequency with a wide reception bandwidth. Unfortunately many other household products also operate on the same frequency. Every day items like baby monitors, door bells and some domestic and in car wireless entertainment systems. And they don't have to be in your home. They can be in your neighbour's home.

If one of these items is being used in your area, or is malfunctioning, it has the potential to interfere with the operation of your garage door opener. You will push the button on your opener transmitter, and nothing will happen. This can be very frustrating, when you need your door to open/close, and it won't.

To overcome this problem, which while localised is on the increase, all new B&D Controll-A-Door openers now feature unique Tri-Tran multi frequency operation. Tri-Tran has an automatic frequency change function, with each of its three frequencies transmitted having a much tighter bandwidth. The frequency changes every 22mS during a transmission and reception. So if there is another signal interfering on a part of this frequency spectrum, the automatic change ensures the signal still reaches the opener. This makes Tri-Tran up to one thousand times better, in terms of in band interference rejection, than a typical FM receiver, and up to a million times better than some AM receivers.

To ensure your garage door opener works when you need it to, insist on an opener with Tri-Tran. The world's first multi-frequency garage door opener technology.



Controll-A-Door® P


Diamond WQ - Whisper Quiet



THE DIAMOND – WHISPER QUIET

shares the same quiet DC motor technology as the B&D Controll-A-Door P Diamond and therefore includes all the added features, with the bonus of less operating noise.

Now comes standard with an extra 4 button transmitter and entry keypad.



COURTESY LIGHT

120W LED arrays provides an excellent garage illumination while minimising on going maintenance. Lights automatically switch on and off as you open or close your door. The light can also be operated independently, via a transmitter button.



BELT C-RAIL

Encloses moving parts, ensuring a safer, cleaner looking rail system. Ideal for low headroom applications and perfect for bedroom over garage applications.



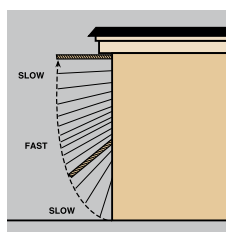
LOW STANDBY POWER USAGE

The Controll-A-Door P Diamond Whisper Quiet features low standby power, ensuring low power consumption, reducing your energy bills and helping improve our environment.



TRANSMITTER CAPACITY

Programme up to 14 transmitters, wall buttons or entry keypads, at the touch of a button. Transmitters also include multiple buttons, so you can programme in additional openers, or set up some of the unique features of the opener, such as pet mode and vacation mode.



SOFT START / SOFT STOP

Controll-A-Door P Diamond Whisper Quiet openers are programmed to open a garage door slowly... then speed up... and slowly come to a stop. Smoothly. Quietly.



QUIET DC MOTOR

Gives smooth, quiet and reliable operation with the bonus of less operating noise.



Controll-A-Door® P Diamond



THE CONTROLL-A-DOOR P DIAMOND

automatic opener is enabled with superior technology, greater features and quiet, smooth operation. It offers both excellent functionality and style.

Now comes standard with an extra 4 button transmitter and entry keypad.



CHAIN C-RAIL

Encloses moving parts, ensuring a safer, cleaner looking rail system. Ideal for low headroom applications.



COURTESY LIGHT

120W LED arrays provides an excellent garage illumination while minimising on going maintenance. Lights automatically switch on and off as you open or close your door. The light can also be operated independently, via a transmitter button.



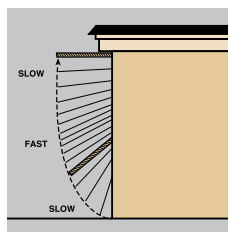
LOW STANDBY POWER USAGE

The Controll-A-Door P Diamond features low standby power, ensuring low power consumption, reducing your energy bills and helping improve our environment.



TRANSMITTER CAPACITY

Programme up to 14 transmitters, wall buttons or entry keypads, at the touch of a button. Transmitters also include multiple buttons, so you can programme in additional openers, or set up some of the unique features of the opener, such as pet mode and vacation mode.



SOFT START / SOFT STOP

Controll-A-Door P Diamond openers are programmed to open a garage door slowly... then speed up... and slowly come to a stop. Smoothly. Quietly.



QUIET DC MOTOR

Gives smooth, quiet and reliable operation.





Controll-A-Door® S



THE CONTROLL-A-DOOR S

offers improved features and enhanced technology resulting in quiet, smooth operation with unsurpassed functionality and style.



CHAIN C-RAIL

Encloses moving parts, ensuring a safer, cleaner looking rail system. Ideal for low headroom applications.



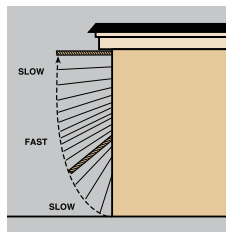
TRANSMITTER CAPACITY

Programme up to 8 transmitters, wall buttons or entry keypads, at the touch of a button. Transmitters also include multiple buttons, so you can programme in additional openers, or set up some of the unique features of the opener, such as pet mode and vacation mode.



COURTESY LIGHT

Automatically switches on and off as you open or close your door... The light is pre-set to 3 minutes and can be programmed to turn on and off via transmitter.



SOFT START / SOFT STOP

Controll-A-Door S openers are programmed to open a garage door slowly... then speed up... and slowly come to a stop. Smoothly. Quietly.



QUIET DC MOTOR


Gives smooth, quiet and reliable operation.

Controll-A-Door®

Diamond PD - Power Drive

THE CONTROLL-A-DOOR DIAMOND - POWER DRIVE automatic opener is leading the way in smooth, quiet operation. It uses all of the Diamond opener technology and with extra power it ensures that lifting heavy doors is effort free.

Featuring a variety of programmable operation modes you can easily adjust the operation of the opener to suit your individual needs.



TRANSMITTER CAPACITY

Everyone in the home can use your opener. You can program up to 14 transmitters, wall buttons or entry keypads, at the touch of a button.



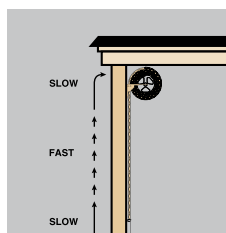
REDUCED ENERGY CONSUMPTION

The Controll-A-Door Diamond - Power Drive features decreased energy use when in standby mode to provide savings through lower electricity bills.



LED LIGHTING

Never again will you have to replace a light bulb on your opener, as LED lighting has a life span of 30,000 hours. Automatically switches on and off as you open or close your door.



SOFT START / SOFT STOP

Openers are programmed to open a garage door slowly... then speed up... and slowly come to a stop. Smoothly. Quietly.



GREATER POWER

Opener features extra power for increased ease of opening, especially on double doors. Height capabilities vary depending on drum size. Ask your B&D dealer for more information.



QUIET DC MOTOR

Gives smooth, quiet and reliable operation.



Firmamatic™

Automatic opener enabled with superior technology, greater features and quiet, smooth operation. It offers both excellent functionality and style.

SOFT START / SOFT STOP

Openers are programmed to open a garage door slowly... then speed up... and slowly come to a stop. Smoothly. Quietly.

COURTESY LIGHT

The courtesy light switches on and off as you open or close your door.

2 CHANNEL REMOTE CONTROL TRANSMITTER

Comes standard with the opener. A small, compact water resistant transmitter that can easily fit in your pocket.

REDUCED ENERGY CONSUMPTION

Features decreased energy use when in standby mode to provide savings through lower electricity bills.



Shed Master GDO-8

Driven by a strong and reliable DC motor, with added security features, it represents value for money and quality for all shed and carport situations.

SMART RECEIVER

Allows you to electronically program a number of remote control transmitters plus one entry keypad at the touch of a button.

SECURE LIGHT MODULE

The optional secure light module is available to connect to the opener. The light stays on for approximately four minutes after operation of the opener.

QUIET DC MOTOR

Gives smooth, quiet and reliable operation.

MANUAL RELEASE CORD LOCKING

Available as an optional extra, so that the manual release cord can be locked, making it impossible for intruders to simply reach out, disengage the motor and gain access to your carport.

SOFT START / SOFT STOP

Openers are programmed to open a garage door slowly... then speed up... and slowly come to a stop. Smoothly. Quietly.

CONTROL PANEL DISABLING

This function shuts off the control panel, so that the buttons on the opener become inoperable and thus not a security risk.

WATER RESISTANT HOUSING

Housing can resist exposure to water making this product suitable to be used in carport situations.



Controll-A-Door®

Standard Features



INBUILT AUTOMATIC SAFETY REVERSE SYSTEM WITH ISS (INTELLIGENT SAFETY SYSTEM)

Automatically profiles the power required to move the door and continually monitors and upgrades the profile as the door ages, ensuring the door stops and reverses when it comes in contact with an object.



TRI-TRAN™ MULTI FREQUENCY TECHNOLOGY

Means your opener will never have interference from household wireless products including baby monitors, door bells and some in car entertainment systems. So when you want your garage door to open, it will.



PET MODE

Allows the door to be stopped, at a preset height, by simply pressing a transmitter button, in either up or down mode, for the purpose of ventilation or pet access.



VACATION MODE

A single transmitter can be programmed to disable the garage door opener's radio receiver, blocking out all transmitters except the specified one. This is ideal if the door is to be left idle for prolonged periods.



DISENGAGE CORD

Allows you to manually operate the door.



AUTOMATIC CLOSER TIMER*

Once programmed, after you drive in or out, the door waits for your programmed time (30 seconds), then closes all by itself. *For safety this feature requires B&D's Safety Infra-red Beam kit to be fitted and activated.



Controll-A-Door® Accessories

Increase the functionality of your Controll-A-Door opener with a range of optional accessories.



EMERGENCY KEY RELEASE

Allows your garage door to be disengaged and operated manually from outside. Suits sectional door openers.



WALL BUTTON TRANSMITTER

Allows remote door operation. No wiring required, and can be mounted inside the garage. Comes standard with Controll-A-Door S and P Diamond openers. Optional extra for Diamond – Power Drive.



ENTRY KEYPAD

Allows entry to the garage without a transmitter. Great for children. No need to give them a key or transmitter, they can enter the house with their PIN number.



COMBO ACCESS DEVICE

Recommended where the garage door is the only entry point. Allows you to open the door manually during a power failure, using a key to remove the barrel with a cord attached to the disengagement handle. Also allows for key electrical operation. Suits rolling door openers.



RECHARGABLE BATTERY BACKUP

If power supply to the opener is broken, the door will still be operational with the rechargeable battery back up.



ADDITIONAL TRANSMITTERS

Now everyone in the home can enjoy the convenience of the garage door opener, with extra transmitters available.



SAFETY INFRA-RED BEAMS

If you have young children or pets, the addition of safety infra-red beams provides added safety and security, as the door will automatically stop and reverse, if the beam is broken whilst the door is closing. B&D always recommend the use of safety infra-red beams on all automatic garage doors.



SOLAR POWER SYSTEM

A back up battery can be charged via solar power to ensure that shed lock outs, due to loss of electricity, are a thing of the past.



SECURITY SYSTEM COMPATIBLE

B&D Openers are able to be wired to alarm systems. This allows your handheld opener transmitter to arm and disarm the alarm.



EXTERNAL ANTENNA

Suitable for areas that are prone to poor reception. This item can be added to increase the range of the transmitter.

STANDARD FEATURES

	Sectional, Flex-A-Door and Tilting Doors			Rolling Doors		
Feature	CAD S	CAD P Diamond	CAD P Diamond WQ - Whisper Quiet	CAD Diamond PD	Firmamatic	Shed Master
Pulling force	700N	1000N	800N	550N	450N	450N
Motor	DC	DC	DC	DC	DC	DC
Automatic force sensing	✓	✓	✓	✓	✓	✓
Soft start / soft stop	✓	✓	✓	✓	✓	✓
Standby power consumption	2.2W	2.2W	2.2W	2W	2.2W	2.8W
Drive	Chain	Chain	Belt			
Rail system	Steel C-Rail, single and multi piece pre-assembled	Aluminium C-Rail pre-assembled	Aluminium C-Rail pre-assembled			
Maximum recommended door size (area)	16.5m ²	18m ²	18m ²	16.5m ²	15m ²	15m ²
Courtesy light	Festoon globe	120W	120W	2 LEDs	2 LEDs	
Courtesy light time	3 min	4 min (adjustable)	4 min (adjustable)	4.5 min	3 min	
Water resistant housing						✓
Lockable control panel and manual release						✓
Operating frequency	Tri-Tran™ technology. UHF multi frequency FM	Tri-Tran™ technology. UHF multi frequency FM	Tri-Tran™ technology. UHF multi frequency FM	Tri-Tran™ technology. UHF multi frequency FM	Tri-Tran™ technology. UHF multi frequency FM	TrioCode™
Receiver type	Multi channel frequency hopping	Multi channel frequency hopping	Multi channel frequency hopping	Multi channel frequency hopping	Multi channel frequency hopping	Multi channel frequency hopping
Two button transmitter	✓ x 1				✓ x 2	
4 button keyring transmitter	✓ x 1	✓ x 3	✓ x 3	✓ x 2		✓ x 2
Wall push button	✓	✓	✓			
Entry keypad		✓	✓			
Memory registers	8	14	14	14	8	8
Automatic close timer (requires safety infra-red beams to be activated)		✓	✓	✓		
Noise reducing chain clips		✓	N/A			
Warranty	5 year / 10,000 cycles	5 year / 10,000 cycles	5 year / 10,000 cycles	5 year / 10,000 cycles	2 year / 5,000 cycles	2 year parts only

YOUR **B&D REPRESENTATIVE** IS:

B&D Doors has offices servicing all states.
For more details on this product or our other ranges,
phone **13 62 63** or visit **www.bnd.com.au**

Notes / Information

- a) All B&D Controll-A-Door openers feature a full 5 year/10,000 cycle, on site warranty on the opener, including labour to repair. Firmamatic openers feature a 2 year, parts and labour warranty. B&D Shed Master features a 2 year, parts only warranty on the opener. Opener must be installed by an approved B&D dealer. 12 month warranty on transmitters. LED's and batteries excluded. Full details of the warranty are available from www.bnd.com.au. Warranty only applies to openers purchased and installed in Australia or New Zealand. Warranty only valid if warranty conditions are met.
- b) The company reserves the right to make changes or improvements to the products or accessories without notice and without incurring any obligation to make similar changes or improvements to goods previously ordered. Specifications subject to change without notice.
- c) Prefixed Trademarks are trademarks of B&D Australia Pty Ltd.
- d) B&D products have many patents and registered designs applicable. Patent no. 050922.
- e) Details correct at date of publication.

International Customers call **+61 2 9722 5555**
fax **+61 2 9771 6385** or email bndint@bnd.com.au



Doors & Openers®

THERE'S SO MUCH MORE BEHIND A B&D DOOR

B&D Doors & Openers is a division of B&D Australia Pty Ltd, ABN 25 010 473 971 © 2013 B&D Australia

CAT_06/13